

University of Windsor

Scholarship at UWindor

Chemistry and Biochemistry Publications

Department of Chemistry and Biochemistry

10-2014

Synthesis of Tenuifolin via Intramolecular Nicholas Reaction

Sinisa Djurdjevic
University of Windsor

James R. Green
University of Windsor

Follow this and additional works at: <https://scholar.uwindsor.ca/chemistrybiochemistrypub>

 Part of the [Biochemistry, Biophysics, and Structural Biology Commons](#), and the [Chemistry Commons](#)

Recommended Citation

Djurdjevic, Sinisa and Green, James R.. (2014). Synthesis of Tenuifolin via Intramolecular Nicholas Reaction. *Synlett*, 25 (17), 2467-2470.
<https://scholar.uwindsor.ca/chemistrybiochemistrypub/68>

This Article is brought to you for free and open access by the Department of Chemistry and Biochemistry at Scholarship at UWindor. It has been accepted for inclusion in Chemistry and Biochemistry Publications by an authorized administrator of Scholarship at UWindor. For more information, please contact scholarship@uwindsor.ca.

Synthesis of tenuifolin via intramolecular Nicholas reaction

Sinisa Djurdjevic, James R. Green*

Department of Chemistry and Biochemistry, University of Windsor, Windsor, ON, N9B 3P4, Canada

Fax: +1(519)9737098

E-mail: jgreen@uwindsor.ca

Received: The date will be inserted once the manuscript is accepted.

Abstract: The synthesis of the *Cinnamomum* homosesquiterpenoid tenuifolin (**1**) has been accomplished by way of an intramolecular Nicholas reaction of the $\text{Co}_2(\text{CO})_6$ complex of an alkyne-substituted biaryl for construction of the seven-membered ring. The cyclization features reaction of a non-activated arene ring with the propargyldicobalt cation to give the dibenzocycloheptyne- $\text{Co}_2(\text{CO})_6$.

Key words: alkynes, total synthesis, carbocation, fused-ring systems, carbonyl complexes, electrophilic aromatic substitution, transition metals

The *Cinnamomum* homosesquiterpenoids are a series of dibenzocycloheptenemethanol derivatives including tenuifolin (**1**), subamol (**2**), reticulol (**3**), burmanol (**4**), and several glycosidic subavenosides (Figure 1). They have been isolated recently from several trees of the genus *Cinnamomum* that have been used in folk medicine.¹ The sesquiterpenoid tenuifolin itself has been isolated from the stems of *Cinnamomum tenuifolium* and *Cinnamomum reticulatum*, and has been shown to possess weak activity against the prostate tumor cell line LNCaP.^{1a,b} Reticulol has also shown inhibitory activity towards microsome CYP3A4.^{1c}

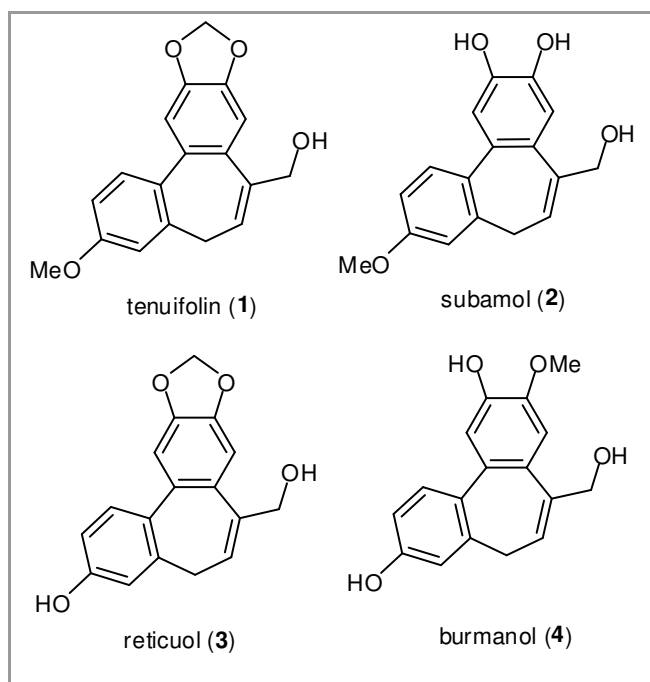
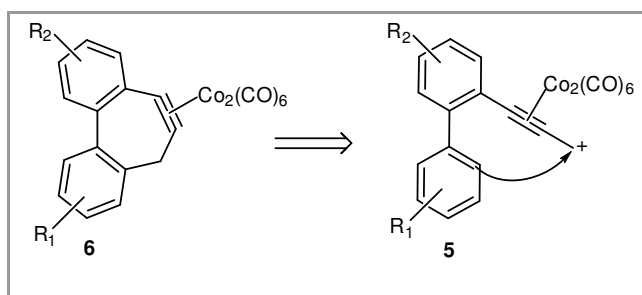


Figure 1 *Cinnamomum* debenzocycloheptanoids.

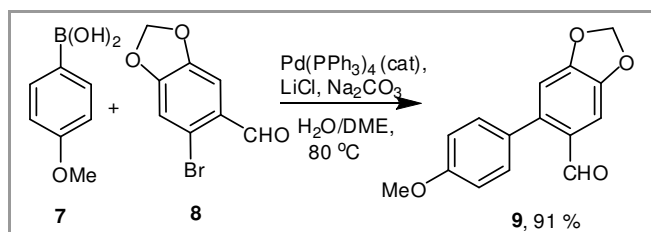
Synthetic studies towards members of this group of compounds have been limited. The first total synthesis

of tenuifolin was reported recently by Wu and coworkers; this synthesis centred on a PIFA mediated oxidative biaryl coupling to afford the seven-membered ring of the dibenzocycloheptene.² The other members of this class of compounds have not been the subject of published synthetic work.



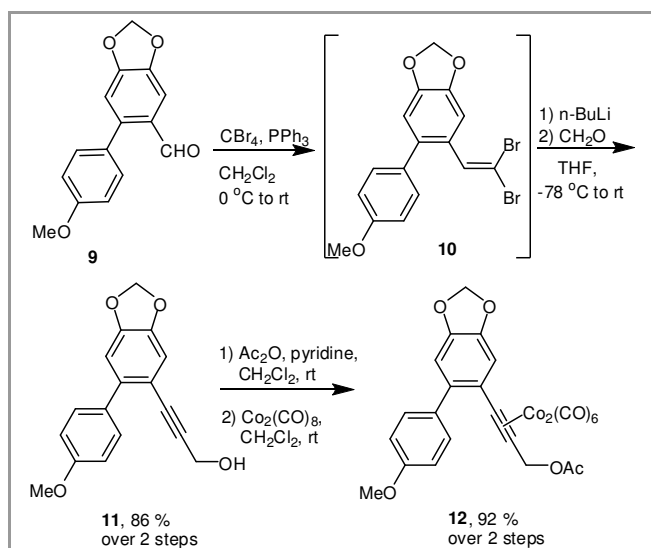
Equation 1 Generalized approach to dibenzocycloheptynedicobalt complexes

Our group has developed several protocols of seven-membered ring synthesis based on cycloheptynedicobalt complexes,^{3,4} and recently applied this to dibenzocycloheptane and allocolchicine synthesis by way of intramolecular Nicholas reaction chemistry (Equation 1).^{5,6,7} These normally involve reaction of a very electron rich arene (R_1 = electron donating group(s)) attacking the propargyldicobalt cation (**5** \rightarrow **6**), appropriate since the bimolecular reactions of propargyldicobalt cations require a partner with the nucleophilicity greater than that of *m*-xylene for successful reaction.⁸ Conversely, the corresponding approach to tenuifolin or subamol would involve attack of a considerably less electron rich arene ring site (*m*- to methoxy) on the propargyldicobalt cation. Given that this approach would test the reactivity limits of Nicholas reaction – based dibenzocycloheptane synthesis, that this is a distinct ring closure approach to the tenuifolins relative to the work of Wu, and that there is a paucity of synthetic work in the *Cinnamomum* dibenzocycloheptanoids in general, we have begun a programme to investigate the viability of the intramolecular Nicholas reaction approach to this group of compounds. This report describes our synthesis of tenuifolin (**1**) based on this chemistry.



Equation 2 Suzuki-Miyaura biaryl formation

The intramolecular Nicholas reaction approach relies on the prior construction of an alkyne- substituted biaryl substrate. The initial biaryl formation was accomplished by Suzuki-Miyaura cross-coupling⁹ of 4-methoxyphenylboronic acid (**7**) and 6-bromo-1,3-benzodioxole-5-carboxaldehyde (**8**); this proceeded smoothly and afforded the intended biaryl (**9**) in 91% yield (Equation 2). Extension of the aldehyde function in **9** to a propargylic alcohol was then accomplished by Corey-Fuchs chemistry.¹⁰ Subjecting the former to CBr_4 and PPh_3 afforded the dibromoalkene **10**, which was not purified rigorously but subjected to reaction with *n*-BuLi (2.5 equiv) followed by the addition of paraformaldehyde at low temperature; subsequent workup afforded produced the intended propargyl alcohol (**11**) in good yield (86 %) over two steps (Scheme 1).

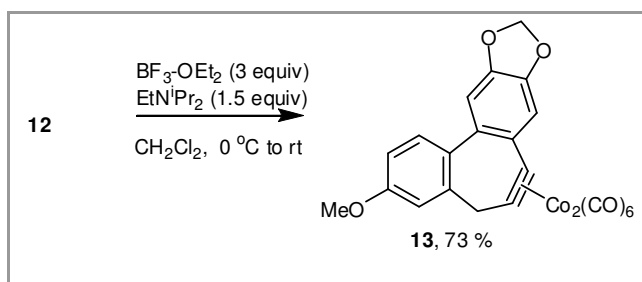


Scheme 1 Preparation of intramolecular Nicholas reaction precursor

Before complexation of the alkyne function with dicobalt octacarbonyl, the alcohol function was converted to the corresponding acetate. Complexation of the propargyl acetate then afforded the intended **12** in 92 % yield over the two steps.

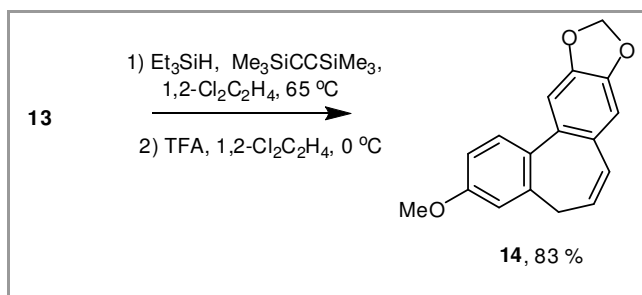
When complex (**12**) was subjected to a cyclization reaction attempt with $\text{BF}_3\cdot\text{OEt}_2$ (3 equiv, 5×10^{-3} M) a reaction proceeded over 4 h to give dibenzocycloheptynedicobalt complex (**13**). However, the reaction produced some baseline material on TLC and the maximum yield obtained under these

conditions was 61 %. In some cases the addition of EtN^iPr_2 has been shown to reduce decomposition in our intramolecular Nicholas reaction chemistry,⁵ and in this case addition of EtN^iPr_2 (1.5 equiv) to the reaction mixture caused the rate of cyclization to decrease slightly but to result in an increase of yield to 73 % over a period of 6 h (Equation 3). Despite the relatively electron- poor C ring, this rate of cyclization reaction was roughly in line with other dibenzocycloheptynedicobalt derivatives synthesized previously by our group.⁵



Equation 3 Intramolecular Nicholas reaction of **12**

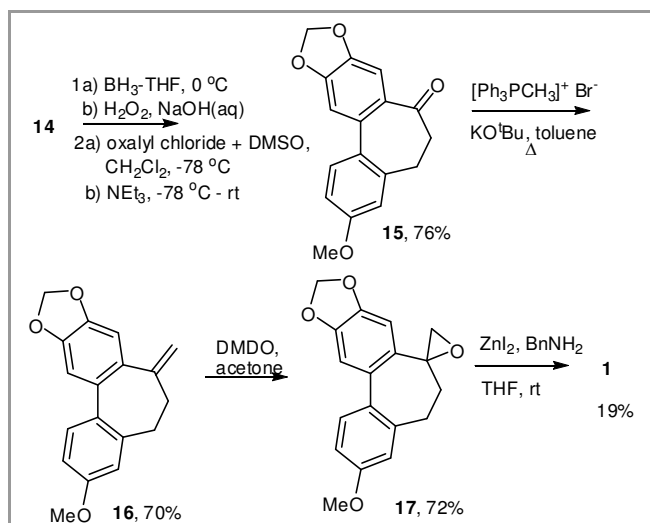
Reductive decomplexation of dibenzocycloheptynedicobalt complex (**13**) was accomplished by means of the two step procedure involving a hydrosilylation mediated by Et_3SiH and bis(trimethylsilyl)acetylene, followed by addition of $\text{CF}_3\text{CO}_2\text{H}$ (TFA) at 0 °C to induce protodesilylation of the intermediate vinylsilane mixture;^{5,11} this produced the intended alkene (**14**) in 83 % yield (Equation 4). Some care was required in the TFA addition step, as extended reaction times or higher temperatures resulted in reduced yield, likely due to competing deprotection of the methylenedioxy group.



Equation 4 Reductive decomplexation of cycloheptynedicobalt complex **13**

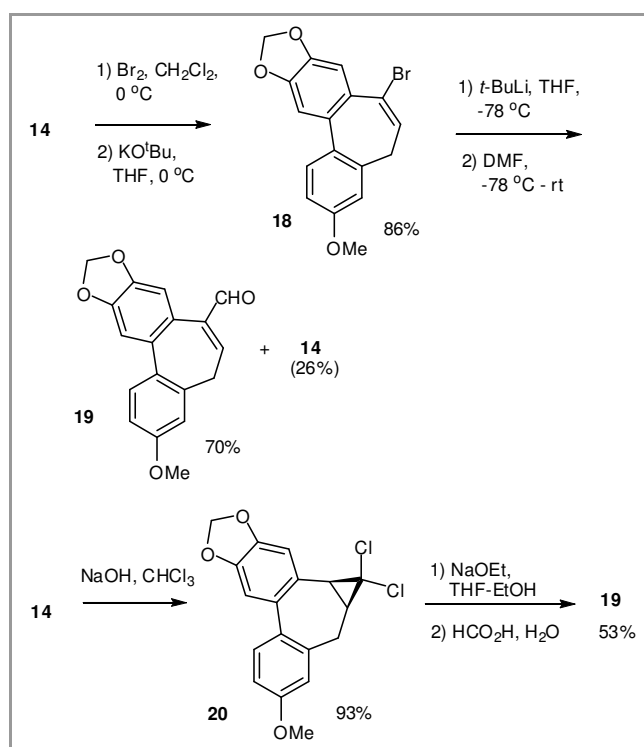
Conversion of **14** into tenuifolin required considerable experimentation. Hydroboration-oxidation resulted in the ready formation of ketone **15** (76% yield) (Scheme 2). All attempts to convert **15** into a vinylolithium by way of its tosylhydrazone and subsequent Shapiro reaction¹² resulted in gross decomposition. Wittig reaction on **15** did afford exo- methylene substituted **16** (70% yield). Epoxidation of **16** with dimethyldioxirane (DMDO)¹³ gave **17** (72% yield).

This epoxide could be opened by ZnI_2 -benzylamine¹⁴ to give tenuifolin **1**, but in unacceptable yield (19%).

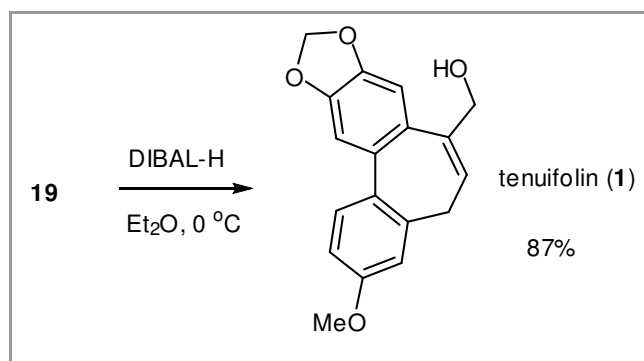


Scheme 2

Ultimately, it was found that the most effective route towards tenuifolin involved an initial bromination – dehydrobromination protocol employing Br_2 and $\text{KO}t\text{-Bu}$, respectively, to give brominated dibenzocycloheptene **18** in 86% yield (Scheme 3). Direct attempts to incorporate the CH_2OH function or its acetate by Stille or Suzuki-Miyaura protocols^{15,16} resulted in predominant reduction to **14**. Conversely, metal – halogen exchange employing $t\text{-BuLi}$, followed by addition DMF gave formylated **19** in 70% yield, along with some **14** (26%).¹⁷ A less efficient, but still synthetically useful alternative proved to be cyclopropanation with dichlorocarbene to afford **20** (93% yield), followed by base induced (NaOEt - THF - EtOH) ring opening and subsequent acetal hydrolysis¹⁸ to give **19** in 53% yield. The aldehyde **19** was then subjected to reduction with DIBAL-H, which afforded tenuifolin (**1**) readily (87% yield) (Equation 5).



Scheme 3 Conversion of dibenzocycloheptene to aldehyde derivative **19**



Equation 5 Completion of the tenuifolin synthesis

In summary, we have been able to synthesize tenuifolin successfully in 23% overall yield over 12 steps,¹⁹ with construction of the seven-membered ring by way of intramolecular Nicholas reaction chemistry. This cyclization has been accomplished successfully on the least electron rich nucleophilic arene partner that has been attempted in benzocycloheptynedicobalt formation to date. As this general approach is likely amenable to the other *Cinnamomum* dibenzocycloheptanoids, investigation towards their syntheses is in progress and will be reported in due course.

Supporting Information for this article is available online at <http://www.thieme-connect.com/ejournals/toc/synlett>.

Primary Data for this article are available online at <http://www.thieme-connect.com/ejournals/toc/synlett>

and can be cited using the following DOI: (number will be inserted prior to online publication).

Acknowledgment

We are grateful to NSERC (Canada), the Canada Foundation for Innovation (CFI) and the Ontario Innovation Trust (OIT) for support of this research.

References

- (1) (a) Lin, R.-J.; Cheng, M.-J.; Huang, J.-C.; Lo, W.-L.; Yeh, Y.-T.; Yen, C.-M.; Lu, C.-M.; Chen, C.-Y. *J. Nat. Prod.* **2009**, *72*, 1816. (b) Lin, I. J.; Yeh, H. C.; Cham, T. M.; Chen, C. Y. *Chem. Nat. Comp.* **2011**, *47*, 43. (c) Subehan; Kadota, S.; Tezuka, Y. *Planta Med.* **2008**, *74*, 1474. (d) Chen, C.-Y.; Yang, W.-L.; Hsui, Y.-R. *Nat. Prod. Res.* **2010**, *24*, 423. (e) Chia, Y.-C.; Yeh, H.-C.; Yeh, Y.-T.; Chen C.-Y. *Chem. Nat. Comp.* **2011**, *47*, 220. (f) Chen, C.-Y.; Hong, Z.-L.; Yang, W.-L.; Wub, M.-H.; Huang, J.-C.; Lee, J.-Y. *Nat. Prod. Res.* **2012**, *26*, 1218. (g) Lin, H.-C.; Lee, S.-S. *J. Nat. Prod.* **2012**, *75*, 1735. (h) *J. Med. Med. Sci.* **2012**, *3*, 90. (i) Lee, C.-H.; Kuo, C.-N.; Chen, H.-L.; Chen, C.-Y. *Nat. Prod. Res.* **2013**, *27*, 988.
- (2) (a) Tang, C.; Li, Z.; Wang, Y.; Xu, J.; Kong, L.; Yao, H.; Wu, X. *Tetrahedron Lett.* **2011**, *52*, 3275. (b) see also: Hackelöer, K.; Schnakenburg, G.; Waldvogel, S. R. *Eur. J. Org. Chem.* **2011**, 6314.
- (3) (a) Green, J. R. *Synlett*, **23**, 1271. (b) Green, J. R. *Eur. J. Org. Chem.*, **2008**, 6053. (c) Amiralaie, S.; Green, J. R. *Chem. Commun.* **2008**, 4971. (d) Ding, Y.; Green, J. R. *Synlett* **2005**, 271. (e) Green, J. R. *Synlett*, **2001**, 353. (f) Lu, Y.; Green, J. R. *Synlett* **2001**, 243. (g) Patel, M. M.; Green, J. R. *Chem. Commun.* **1999**, 509. (h) Green, J. R. *Chem. Commun.* **1998**, 1751.
- (4) (a) Schreiber, S. L.; Sammakia, T.; Crowe, W. E. *J. Am. Chem. Soc.* **1986**, *108*, 3128. (b) Iwasawa, N.; Satoh, H. *J. Am. Chem. Soc.* **1999**, *121*, 7951. (c) Tanino, K.; Shimizu, T.; Miyama, M.; Kuwajima, I. *J. Am. Chem. Soc.* **2000**, *122*, 6116. (d) Iwasawa, N.; Sakurada, F.; Iwamoto, M. *Org. Lett.* **2000**, *2*, 871. (e) Tanino, K.; Kondo, F.; Shimizu, T.; Miyashita, M. *Org. Lett.* **2002**, *4*, 2217. (f) Carbery, D. R.; Reignier, S.; Myatt, J. W.; Miller, N. D.; Harrity, J. P. A. *Angew. Chem. Int. Ed.* **2002**, *41*, 2584. (f) Tanino, K.; Onuki, K.; Asano, K.; Miyashita, M.; Nakamura, T.; Takahashi, Y.; Kuwajima, I. *J. Am. Chem. Soc.* **2003**, *125*, 1498. (g) Young, D. G. J.; Burlison, J. A.; Peters, U. *J. Org. Chem.* **2003**, *68*, 3494. (h) Golovko, L.J.; Hope-Weeks, M. J.; Mays, M. J.; McPartlin, M.; Sloan, A. M.; Woods, A. D. *New J. Chem.* **2004**, *28*, 527. (i) Iwasawa, N.; Inaba, K.; Nakayama, S.; Aoki, M. *Angew. Chem. Int. Ed.* **2005**, *44*, 7447. (j) Olier, C.; Gastaldi, S.; Christie, S. D. R.; Bertrand, M. P. *Synlett* **2007**, 423. (k) Inaba, K.; Takaya, J.; Iwasawa, N. *Chem. Lett.* **2007**, *36*, 474. (l) For the corresponding ethers, see: Baba, T.; Huang, G.; Isobe, M. *Tetrahedron* **2003**, *59*, 6851, and references therein. (m) For the corresponding amides, see: Closser, K. D.; Quintal, M. M.; Shea, K. M. *J. Org. Chem.* **2007**, *74*, 2680.
- (5) (a) Djurdjevic, S.; Yang, F.; Green, J. R. *J. Org. Chem. Lett.* **2007**, *9*, 5505. (b) Djurdjevic, S.; Green, J. R. *Org. Lett.* **2007**, *9*, 5505.
- (6) For recent Nicholas reaction reviews, see: (a) Kann, N. *Curr. Org. Chem.* **2012**, *16*, 322. (a) Shea, K. M. In *Name Reactions for Homologations*, Pt. 1; Li, J. J., Ed.; Wiley: Hoboken, **2009**, 284. (b) Diaz, D. D.; Betancort, J. M.; Martín, V. S. *Synlett* **2007**, 343. (c) Teobald, B. J. *Tetrahedron* **2002**, *58*, 4133. (d) Green, J. R. *Curr. Org. Chem.* **2001**, *5*, 809.
- (7) For the original Nicholas publications, see: (a) Nicholas, K. M.; Pettit, R. *J. Organomet. Chem.* **1972**, *44*, C21. (b) Connor, R. E.; Nicholas, K. M. *J. Organomet. Chem.* **1977**, *125*, C21. (c) Lockwood, R. F.; Nicholas, K. M. *Tetrahedron Lett.* **1977**, *18*, 4163. (d) Nicholas, K. M. *Acc. Chem. Res.* **1987**, *20*, 207.
- (8) (a) Kuhn, O.; Rau, H.; Mayr, H. *J. Am. Chem. Soc.* **1998**, *120*, 900. (b) Mayr, H.; Kempf, B.; Ofial, A. R. *Acc. Chem. Res.* **2003**, *36*, 66. (c) There is anecdotal evidence that suggests entropic factors assist similar intramolecular reactions of related complexes.
- (9) (a) Wolfe, J. P.; Nakhia, J. S. In *Name Reactions for Homologations*, Pt. 1; Li, J. J., Ed.; Wiley: Hoboken, **2009**, 163. (b) Valente, C.; Organ, M. G. In *Boronic Acids*, 2nd ed.; Hall, D. G., Ed.; Wiley-VCH: Weinheim, **2011**, 213.
- (10) (a) Eymery, F.; Iorga, B.; Savignac, P. *Synthesis* **2000**, 185. (b) Chalifoux, W. A.; Tykwinski, R. R. *Chem. Rec.* **2006**, *6*, 169. (c) Han, X. In *Name Reactions for Homologations*, Pt. 1; Li, J. J., Ed.; Wiley: Hoboken, **2009**, 393.
- (11) Kira, K.; Tanda, H.; Hamajima, A.; Baba, T.; Takai, S.; Isobe, M. *Tetrahedron* **2002**, *58*, 6485.
- (12) (a) Chamberlin, A. R.; Bloom, S. H. *Org. React.* **1990**, *39*, 1. (b) Wolfe, J. P. In *Name Reactions for Function Group Transformation*, Li, J. J.; Corey, E. J., Ed.; Wiley: Hoboken, **2007**, 405.
- (13) Murray, R. W.; Singh, M. *Org. Synth.* **1997**, *74*, 91.
- (14) Campbell, M. M.; Abbas, N.; Sainsbury, M. *Tetrahedron* **1985**, *41*, 5637.
- (15) Use of Bu₃SnCH₂OH/Pd(PPh₃)₄ did afford tenuifolin in modest (35%) yield.
- (16) (a) Kosugi, M.; Sumiya, T.; Ohhashi, K.; Sano, H.; Migita, T. *Chem. Lett.* **1985**, 997. (b) Murai, N.; Yonaga, M.; Tanaka, K. *Org. Lett.* **2012**, *14*, 1278.
- (17) Attempted use of paraformaldehyde as electrophile gave largely decomposed material, along with small amounts of **14**.
- (18) Crossland, I. *Org. Synth.* **1981**, *60*, 6.
- (19) By comparison, the Yao and Wu group synthesis is in 15% overall yield in 7 steps.^{2a}

Nicholas reaction tenuifolin.